

We've selected the items in this section over many years. If you can't see what you need, please call us. We may have hidden it somewhere else. If not, we may be able to source for you.

We offer a wide range of training aids to support you. From books, posters to step by step guides and anatomical models.

**Suction Tips**

We stock the four most useful styles of tip. Each Tip comes complete with a length of Autoclavable Silicone Tube to connect to the suction unit.

**Yankauer**



General purpose suction tip for removal of large volumes e.g. from abdomen.

**YANKAUER SUCTION TIP**

**1854327** Yankauer Suction Tip

**Poole**



As Yankauer but more holes for greater volume uptake. With perforated outer sheath removed the Poole functions as a small bore straight suction tip.

**POOLE SUCTION TIP**

**1854330** Poole Suction Tip

**Adson 4mm**



Focal suction tip removes fluid from specific locations e.g. in spinal procedures. Very controllable at the handpiece by single finger over air bypass hole.

**ADSON SUCTION TIP**

**1852121** Adson Suction Tip 4.0mm

**Frazier 2.6mm**



As the Adson but finer still.

**FRAZIER SUCTION TIP**

**1854328** Frazier Suction Tip 2.6mm

**Disposable Suction Tips and Autoclavable Tip Holder**



The Autoclavable Suction Tip Holder fits onto Standard Silicone Suction Tubing. There are a wide range of tips which fit the standard 11mm tapered opening. We offer a choice of two, narrow and wide. The autoclaveable nature means any standard suction unit may be used for both dentistry and sterile surgery.



**DISPOSABLE SUCTION TIP**

- 185DISP** Disposable Tips Narrow Mouth (Pack of 3)
- 185DISPW** Disposable Tips Wide Mouth (Pack of 100)
- 185DISPH** Disposable Tip Handpiece (Autoclavable) to fit onto Standard Suction Tubing

**Suction Tubing**

**SUCTION TUBING**

**185001** Autoclavable Suction Tubing per Metre

**Suction Tubing Connector**



**SUCTION TUBING CONNECTOR**

**185006** Suction Tubing Connector

## Cautery Units

### Portable Cordless Cautery Kit



This handy Set comprises a Handpiece using two AA batteries (included) and four interchangeable and replaceable Cautery Tips

1/2"(12mm) Fine general purpose electrode for haemostasis

1/2"(12mm) Loop electrode for small skin tumours

4"(130mm) Fine electrode for deep areas

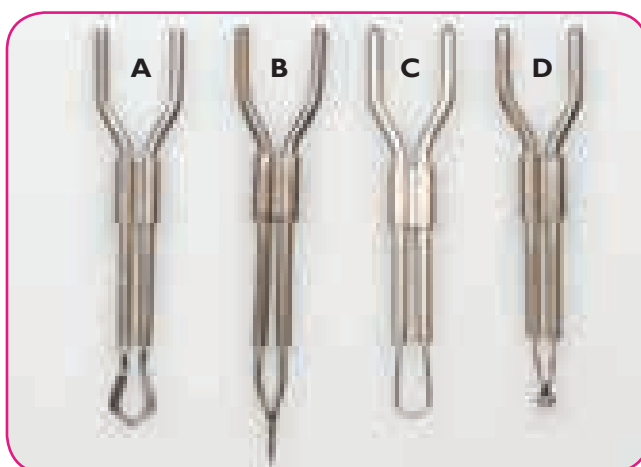
4"(130mm) Loop electrode

Tip temperature 2200°F/1200°C

#### PORTABLE CORDLESS CAUTERY KIT

- 02313** Portable Cordless Cautery Kit
- 02313W** Replacement Cautery Tip 1/2" Fine
- 02313X** Replacement Cautery Tip 1/2" Loop
- 02313Y** Replacement Cautery Tip 4" Fine
- 02313Z** Replacement Cautery Tip 4" Loop

### Thermocautery Unit



This Mains (240v) Thermocautery Device is very robust and reliable with a wide selection of tips. As the trigger is pressed the area to be cauterised is illuminated by an integral light. Suitable for a wide range of minor procedures where thermocautery is appropriate.

#### THERMOCAUTERY UNIT

- SP33** Thermocautery Unit 240v
- SP36** Thermocautery Tip A Knife
- SP34** Thermocautery Tip B Pin
- SP35** Thermocautery Tip C Loop
- SP37** Thermocautery Tip D Ball
- SP43** Spare Bulb

**Animal Stretcher**



Can be used by either two people with one at each end or by a single person utilising the wheels at one end. The frame is lightweight coated steel. The Stretcher is made from heavy duty re-inforced nylon. Three 2" (50mm) straps are provided for patient security. 24" (600mm) x 48" (1200mm).

**ANIMAL STRETCHER**  
02742 Animal Stretcher

**Soft Carry Stretcher**



Without rigid poles the Soft Carry Stretcher can go into tight corners e.g. kennelling and cars. Six padded handles for comfort. Made from heavy duty washable nylon. Easily stored when not in use. Max weight for stretchers is 150lb (67.5kg).

**SOFT CARRY STRETCHER**  
02742A Soft Stretcher 30" (750mm) x 50" (1250mm)  
02742B Soft Stretcher 21" (525mm) x 34" (850mm)


**Positioning Devices**

**Redmark Cradles**




**REDMARK CRADLES**  
026022 Redmark Cradles - Set of 3 (S, M, L)  
026022L Redmark Cradle - Large over 32kg  
026022M Redmark Cradle - Medium over 13kg - 32kg  
026022S Redmark Cradle - Small up to 13kg

**Multi Arm With Limb Brace Attachment In Use**



020065



020062



026000

Safety need not be compromised to obtain accurately positioned radiographs. The Multi Arm can replace the human hand in the positioning and holding of limbs for both radiography, surgery and arthroscopy. Also useful for hands free positioning of bronchoscopes & gastroscopes.

- Use cohesive bandage to attach limb
- Three joints allow positioning at any angle.
- A single knob locks all three joints rigid.
- Clamp fixes device to virtually any operating or X-ray table
- Double limb support (for hip radiographs) available as an option.
- As described by Kurt Schulz in Veterinary Surgery

**MULTI ARM**  
026000 Multi Arm - 'Improved' Version includes Single Limb Support  
020062 Double Limb Support  
020065 Limb Brace Attachment for Multi Arm  
**MULTIARMSET** Multi Arm Set (as above)

**Table Top Stand for Hanging Limb Preparation**



Suspension of a limb can provide significant benefits in both arthroscopy and other orthopaedic procedures. The shoulder joint is distracted and 360 degree access becomes available. Height 1.2m (48") Our limb suspension stand was re-designed to give greater table-top stability. A cleat for tying off limb suspension ropes has been added and the shaft can be dismantled for storage.

**TABLETOP STAND FOR HANGING LIMB PREPARATION**

R463 Tabletop Stand for Hanging Limb Preparation

**Vac Pac Vacuum Positioning Device.**



Image courtesy of Pat Ridge

Simply mould the bead filled bag around or under the patient and hook up to any vacuum source, as the air is removed the bag solidifies in the set position. Especially useful for arthroscopy or any surgery requiring secure accurate positioning. The Vac Pac is:

- Re-useable
- Repairable
- Radiolucent
- Warm

**VAC PAC**  
VP23 Vac Pac Size 23 45 x 50cm  
VP30 Vac Pac Size 30 72 x 90cm  
VP31 Vac Pac Size 31 98 x 90cm  
VP32 Vac Pac Size 32 118 x 90cm

## Surgical Clippers

### Andis Super AGR+ Cordless with Corded Back Up




- \* Powerful Clipper designed for all day heavy use.
- \* Sensa-Charge Charger recharges battery is less than an hour.
- \* High speed motor 3800 strokes per minute.
- \* Includes No 10 Ceramic Edge Blade.
- \* Cord adaptor converts clipper to mains power in emergencies.

#### ANDIS SUPER AGR+ CORDLESS

- 0285604 Andis AGR+ Clipper
- 0285142 AGRC Power Groom Cord Adaptor
- 0285605 Andis AGR+ Spare Battery

### Oster Clippers A5



The latest version of the industry standard Clipper with a Blade Locking Device to prevent the Blade unclipping in use. (Blade not included). Single speed.

#### OSTER CLIPPERS A5

- 028080 Oster A5 'Golden' Body Only No Blades

### Oster Blades

#### OSTER BLADES

- 028081 Oster Clipper Blade Size 40
- 028082 Oster Clipper Blade Size 15
- 028083 Oster Clipper Blade Size 50
- 028084 Oster Clipper Blade Size 30
- 028082/10 Oster Clipper Blade Size 10

### Andis Cordless Pocket Trimmer




Light Duty Trimmer, easily concealed in palm of hand. Handy for i.v. clips or blood tests. Runs off single AA battery (supplied). Cheap enough to have one in every room. Compact ergonomic design.

#### ANDIS CORDLESS POCKET TRIMMER

- 9861 Andis Cordless Pocket Trimmer Single
- 9861/5 Andis Cordless Pocket Trimmer 5 Pack

### Laube 505 Cordless Clipper



A powerful Clipper. Has integrated light for better visualisation.

#### LAUBE 505 CORDLESS CLIPPER

- 028100 Laube 505 Clipper

### Laube Blades

To function with the powerful Laube range of Clippers, Laube have corrected all the faults of all the other blades. Laube Blades fit all Clippers sold by Veterinary Instrumentation, except Pocket Pro Trimmer and Cardinal Wet n Dry.


Highly recommended and very competitively priced.

#### LAUBE BLADES

- 028111 Laube No. 15 Blade
- 028112 Laube No. 30 Blade
- 028110 Laube No. 40 Blade
- 028113 Laube No. 50 Blade

## Nail Clippers

Heavy Duty with Plastic Handles



### HEAVY DUTY WITH PLASTIC HANDLES

028088 Nail Clipper Heavy Duty Plastic Handle


Compound Action Nail Clippers



### COMPOUND ACTION NAIL CLIPPERS

028086 Nail Clipper Compound Action

Nail Clippers Standard



### NAIL CLIPPERS STANDARD

028085 Nail Clippers Large 14cm

028085S Nail Clippers Small 12cm

Resco Guillotine Type



A lightweight clipper suitable for cats and small furries.

### RESCO GUILLOTINE TYPE

028087 Resco Clippers Guillotine

Beak Trimmer

Based on a familiar mechanism, we have reversed the jaws to allow smooth, controlled and stress free trimming of the lateral extent of the beaks of several species commonly encountered in small animals and exotics practice.

Developed by David Strong



### BEAK TRIMMER

028097 Beak Trimmer 65mm

Bird Ring Cutter




Aluminium and plastic rings frequently prevent venous return from the distal limb of small birds. Oedema and necrosis quickly follow unless the ring is removed. Removal of the ring without fracturing the leg is not easy without this special cutting tool.

### BIRD RING CUTTER

028090 Bird Ring Cutter

Rabbit Ring Cutters

Identification rings placed on show rabbits can occlude the venous return from the distal hind limb with disastrous results. Removal of the ring without causing additional damage and pain to the limb is very difficult without these purpose designed cutters. Once the notched jaws are engaged on the ring, firm pressure may be applied to cut the ring without fear of the ring 'flipping over'. Also functions as a general purpose canine nail cutter.



### RABBIT RING CUTTERS

028091 Rabbit Ring Cutters

Parrot Ring Cutters



This Device is used by jewellers to remove rings from people's fingers. The ring is cut by turning a hardened saw blade. Parrot rings are very tough and cannot be removed by nail cutters. This Cutter will also remove rabbit rings but bear in mind that the lower blade has to go between skin and ring.

### PARROT RING CUTTERS

028093 Parrot Ring Cutter

028094 Spare Blade for Parrot Ring Cutter

**Anatomical Models**




When clients better understand their pet's condition they are more likely to accept the treatment you suggest. Models illustrating the common problems are an invaluable aid.

**ANATOMICAL MODELS**

- D1050** Canine Dental Model Clear
- D1055** Feline Dental Model Clear
- D1057** Leporidae Dental Model Clear
- D1062** Set of Canine, Feline & Leporidae Models
- AMJ772** Cross-section of Canine Ear
- AMJ779** Canine Lumbar Vertebrae with Pathology
- AMJ776** Canine Stifle
- AMJ775** Canine Hip & Lower Vertebrae
- AMJ780** Canine Elbow
- AMJ781** Canine Hock

**Plastic Training Bones**



The limited availability of cadaver training programmes means that basic orthopaedic techniques must be practiced on plastic bones. Our Plastic Bones simulate the real thing as closely as possible in that they have cortices and medullary cavities.

**PLASTIC TRAINING BONES**

- 2121-20** Femur Right with Block
- 2117-20** Tibia Right with Block
- 2117-21** Tibia/ Fibula Right no Block
- 2003-20** Humerus Right with Block
- 2002-20** Radius Right Solid Foam with Canal
- 2002-25** Radius and Ulna Right
- 2002-22** Radius Solid with Canal/ Transverse Fracture
- 2003-21** Humerus Foam Cortex with Oblique Fracture
- 2003-22** Humerus Foam Cortex/ Distal Condylar Fracture
- 2003-23** Humerus Oblique Condylar Fracture
- 2003-24** Humerus Growth Plate
- 2003-25** Humerus High Y Fracture/ Head Fracture
- 2003-26** Humerus Spiral Fracture
- 2117** Tibia Left Foam Cortex
- 2304** Hemi Pelvis Left with Block
- 2307** Hemi Pelvis Right with Block
- 2307-1** Hemi Pelvis no Block

**Books**



A combination of BK02 and BK01 or BK03 will cover nearly all the situations you are likely to face in practice.

**BOOKS**

- BK01** A Guide to Canine and Feline Orthopaedic Surgery by Hamish Denny & Steve Butterworth
- BK02** An Atlas of Surgical Approaches to the Bones & Joints of the Dog and Cat. 3rd Edition by Donald L. Piermattei
- BK03** Handbook of Small Animal Orthopaedics and Fracture Repair. 4th Edition by Donald L. Piermattei & Gretchen L.Flo
- BK05** Small Animal Spinal Disorders - Diagnosis and Surgery by Simon J. Wheeler & Nicholas J H Sharp
- BK08** Electrocardiography made easy by Larry Tilley
- BK09** Feline Orthopaedic Surgery and Musculoskeletal Disease by P M Montavon

**DVD/ CD Rom**

These DVD/ CD Roms show in detail the following procedures:


- Fracture Fixation including surgical approaches, plate, lag screw and tension band fixation.
- Triple Pelvic Osteotomy using a VI Plate.
- Total Hip Replacement.
- Carpal Arthrodesis.
- Surgical management of Canine CrCL Disease.
- Surgical approaches to the Bones and Joints of the Dog.

**DVD/CD ROM**

- HDFFDVD** DVD Denny Fracture Fixation DVD Version
- HDTPODVD** Hamish Denny Triple Pelvic Ostotomy DVD Version
- HDTHPDVD** DVD Hamish Denny Total Hip Replacement DVD Version
- HDCADVD** DVD Hamish Denny Carpal Arthrodesis DVD Version
- DVDSAW** Surgical Approaches DVD Dr Wing Tip Wong
- DVDBP** Basic Guide to Bone Plating DVD Dr Wing Tip Wong
- DVDALL** Surgical Management of Canine CRCL Disease - covers TTO, TTA, TPLO plus Lateral Suture

## Free Training Aids and Brochures


### Posters



#### INSTRUMENT POSTERS

- POSTER1** Orthopaedic Poster
- POSTER2** General Surgical Instrument Poster

### Plate/ TTA Acetates




We provide profiles of all our plates on acetate to facilitate correct selection. Simply lay the acetate over the X-Ray. All acetates are to scale – please compensate for X-Ray magnification.

#### PLATE/ TTA ACETATES

- ACETATES** Acetate Overlay of Bone Plates
- TTAPFO** Traditional TTA/ MMT Advancement Overlay
- TTATAN** Common Tangent TTA/ MMT Advancement Overlay

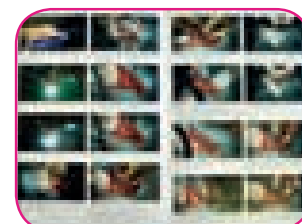
### Websites



[www.vetinst.com](http://www.vetinst.com)

Over 3000 pages of useful information, on-line ordering for over 4000 products, free video downloads and training materials. Over 50 clips of instruments in use.

### Set by Step Guides



#### STEP BY STEP GUIDES


- BRTTO** Step by Step Guide to TTO
- BRTTA** Step by Step Guide to TTA
- BRTTAR** Step by Step Guide to TTA Rapid
- BRTPLO** Step by Step Guide to TPLO (Radial Cut)
- BRLATSUT** Step by Step Guide to Lateral Suture
- BRPAT** Step by Step Guide to Patellar Luxation
- BRLGAISO** Step by Step Guide to LigaFiba ISO Toggle Sutures
- BREXFIX** Step by Step Guide to External Fixation
- BRTTOVCOT** TTO VCOT Paper

### DVDs & CDROMs

#### DVDS AND CDROM

- DVDALL** DVD Containing: OTT, Lat Suture, TPLO Closing Wedge and Radial Cut, TTA, TTO, Tight Rope and Meniscus Surgery and Full Catalogue
- DVDBAP** Cochran Bisecting Angle Positioner Illustrated CD
- DVDTPLOCAD** DVD Illustrating Use of Cadmus Plate and Template
- CDRAS** CD PowerPoint Presentation on Rasenberg Plate (CD ROM)
- CDHAU** Illustrating Use of Hauptman Retractor

### Equine/ Large Animal Catalogue



Equine and Large Animal Catalogue with interesting and surgical specialities.

#### EQUINE/LARGE ANIMAL CATALOGUE

- CATEQ** Equine/ Large Animal Catalogue